

MAGNIFICA 3M självsugande poolpump med filter

Artikelnr	Beteckning	Beskrivning
111383	MAGNIFICA 3M:1,1/1x230/G50	MAGNIFICA 3M självsugande poolpump med filter

Installation		Övrigt	
Anslutning	G50	Max Tryck	16 mVp
		Max Flöde	30,0 m3/tim

Elektrisk Data	
Effekt	1,10 kW
Märkström	8,2 A
Spänning	1x230



Pedrollo MAGNIFICA självsugande poolpumpar för cirkulation av poolvatten för hushålls- och kommunala applikationer med bassänger upp till 180m3.

Pumparna har ett inbyggt filter på inloppet, med vingmutter för snabb och enkel rengöring. Överdimensionerat filterkorg för längre intervaller mellan rengöringstillfälle.

Extra-stark konstruktion i komposit med god resistans mot korrosiva ämnen som förekommer i poolvatten – t.ex. klor, salt och andra kemikalier.

Tillverkad i Italien av Pedrollo till hög grad kvalitet och med stilren design.

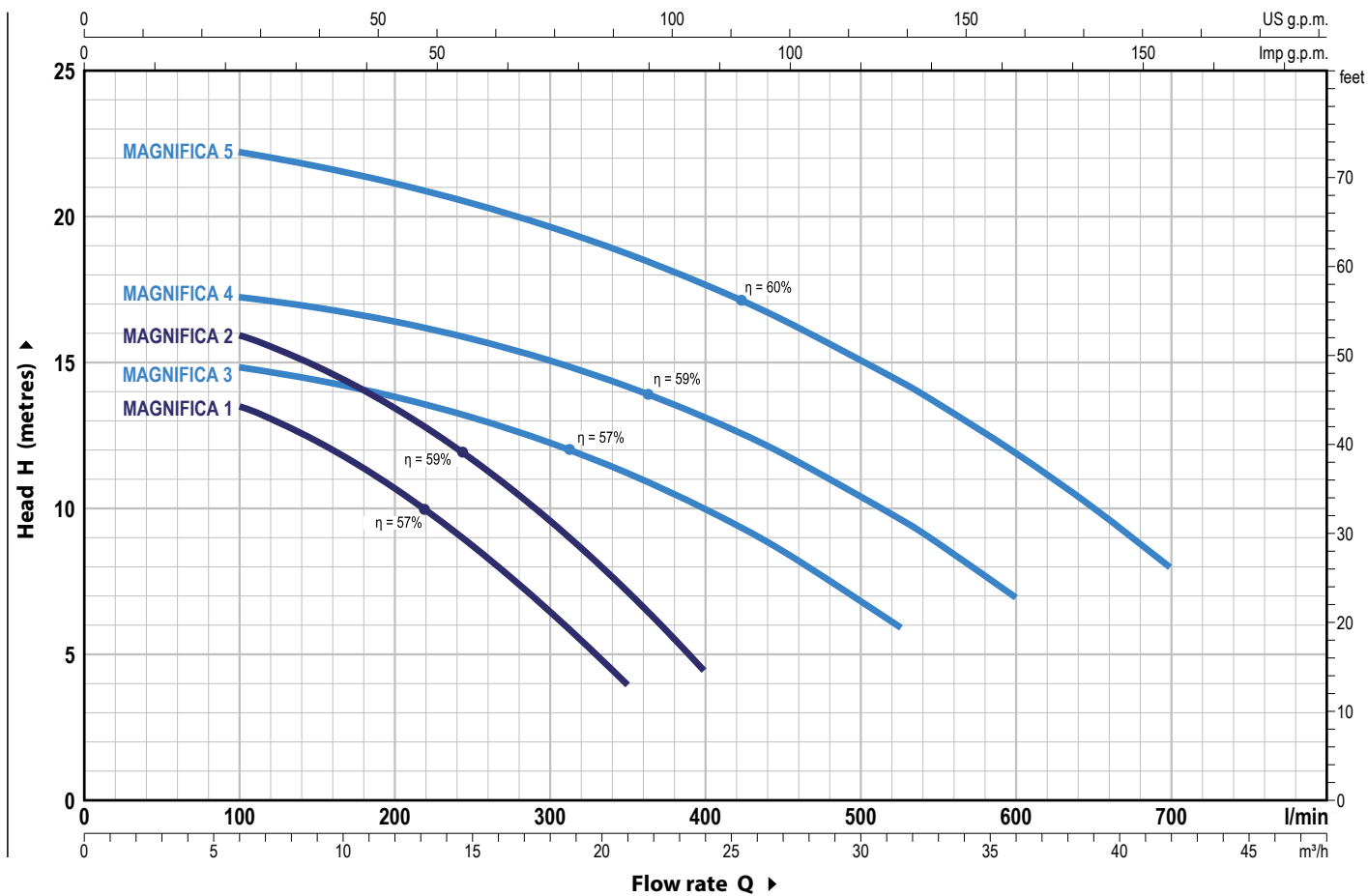
Applikationer: Cirkulation av vatten från simbassäng (pH 6,5 – 8,4)

Snabbfakta:

- Självsugande poolpump med inbyggt filter
- 3- och 1-fas utförande
- Långa intervaller utan behov av rengöring
- Extra stark konstruktion i komposit

CHARACTERISTIC CURVES AND PERFORMANCE DATA

50 Hz n = 2900 min⁻¹ HS = 0 m



MODEL		POWER (P ₂)			Q	Flow rate													
Single-phase	Three-phase	kW	HP	▲		m ³ /h	0	6.0	9.0	12	15	18	21	24	30	36	42		
						l/min	0	100	150	200	250	300	350	400	500	600	700		
MAGNIFICA 1m	MAGNIFICA 1	0.55	0.75		IE3 H metri	14.5	13.5	12.3	10.7	8.8	6.5	4							
MAGNIFICA 2m	MAGNIFICA 2	0.75	1			17	16	14.9	13.5	11.8	9.7	7.3	4.5						
MAGNIFICA 3m	MAGNIFICA 3	1.1	1.5			15.5	14.9	14.4	13.9	13.2	12.3	11.3	10	6					
MAGNIFICA 4m	MAGNIFICA 4	1.5	2			17.7	17.3	16.9	16.4	15.8	15.1	14.2	13.1	9.6	7				
-	MAGNIFICA 5	2.2	3			23	22.2	21.8	21.2	20.5	19.7	18.8	17.7	14.4	11.9	8			

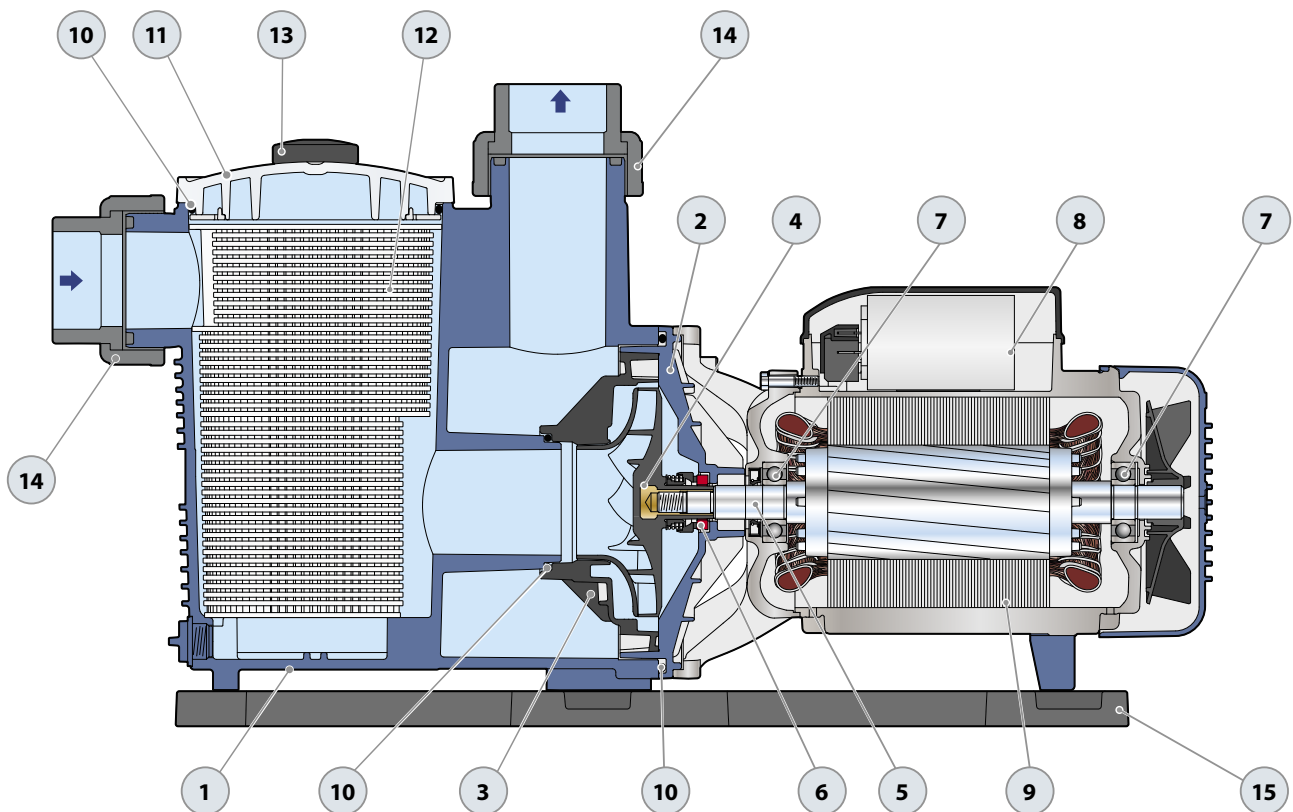
Q = Flow rate H = Total manometric head HS = Suction height

Tolerance of characteristic curves in compliance with EN ISO 9906 Grade 3B.

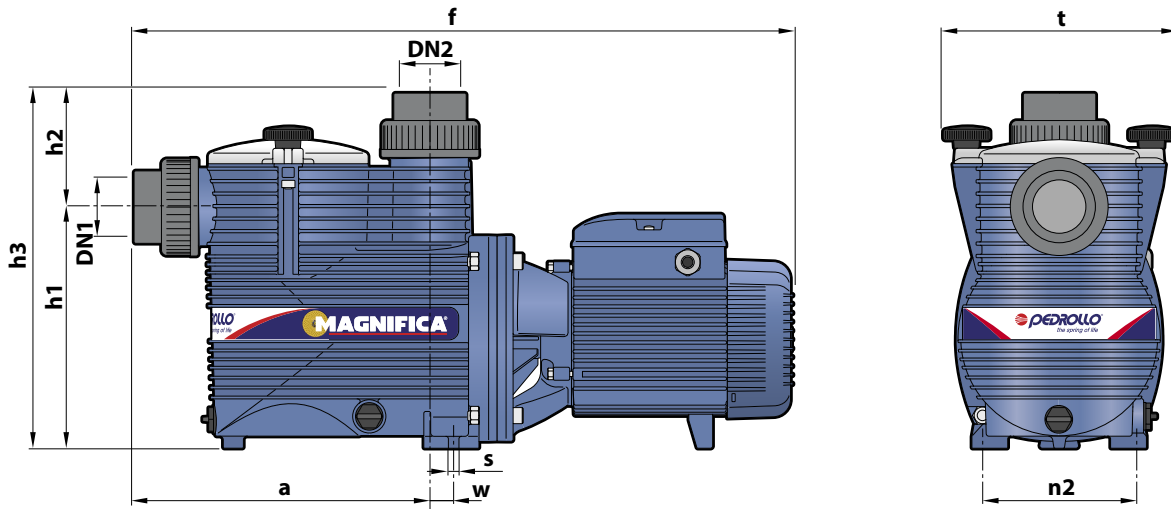
▲ Three-phase motor efficiency class (IEC 60034-30-1)

POS. COMPONENT CONSTRUCTION CHARACTERISTICS

1	PUMP BODY	Glass fibre reinforced polypropylene with threaded ports in compliance with ISO 228/1					
2	DOOR SEAL INSERT	Glass fibre reinforced polypropylene					
3	DIFFUSER	Noryl					
4	IMPELLER	Noryl					
5	MOTOR SHAFT	Stainless steel AISI 431					
6	MECHANICAL SEAL	<i>Pump</i>	<i>Seal</i>	<i>Shaft</i>	<i>Materials</i>		
		<i>Model</i>	<i>Model</i>	<i>Diameter</i>	<i>Stationary ring</i>	<i>Rotational ring</i>	<i>Elastomer</i>
		MAGNIFICA 1-2	AR-17	Ø 17	Ceramic	Graphite	NBR
		MAGNIFICA 3-4-5	AR-20R	Ø 20	Ceramic	Graphite	NBR
7	BEARINGS	<i>Pump</i>	<i>Model</i>				
		MAGNIFICA 1-2	6203 2RS / 6203 2RS				
		MAGNIFICA 3-4-5	6204 2RS / 6204 2RS				
8	CAPACITOR	<i>Pump</i>	<i>Capacitance</i>				
		<i>Single-phase</i>	<i>(230 V or 240 V)</i>				
		MAGNIFICA - 1m	20	µF - 450 VL			
		MAGNIFICA - 2m	20	µF - 450 VL			
		MAGNIFICA - 3m	31.5	µF - 450 VL			
		MAGNIFICA - 4m	45	µF - 450 VL			
9	ELECTRIC MOTOR	MAGNIFICA m: single-phase 230 V - 50 Hz with thermal overload protector incorporated into the winding					
		MAGNIFICA T: three-phase 230/400 V - 50 Hz.					
		➔ The three-phase pumps are fitted with high performance motors in class IE3 (IEC 60034-30-1) – Insulation: class F – Protection: IP 55					
10	OR	NBR					
11	BODY BACKPLATE	Polycarbonate					
12	PRE-FILTER	Polypropylene					
13	CLOSURE KNOB	Nylon					
14	CONNECTIONS	PVC-U					
15	BASE	Polypropylene					

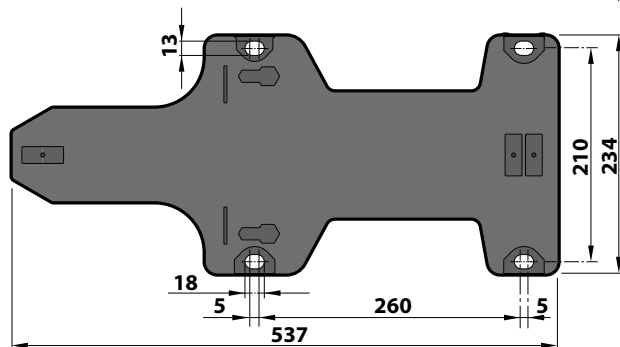
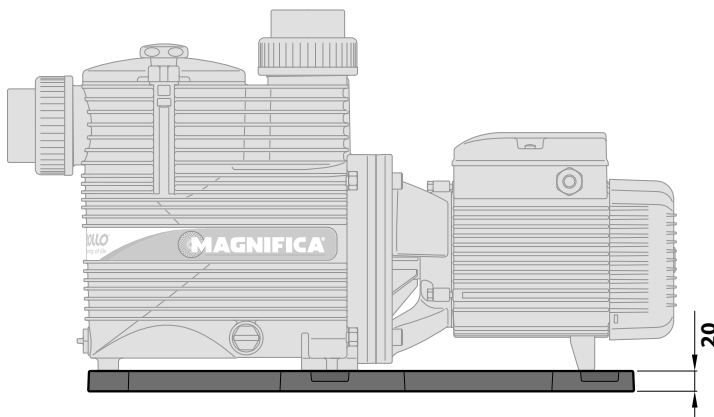


DIMENSIONS AND WEIGHT

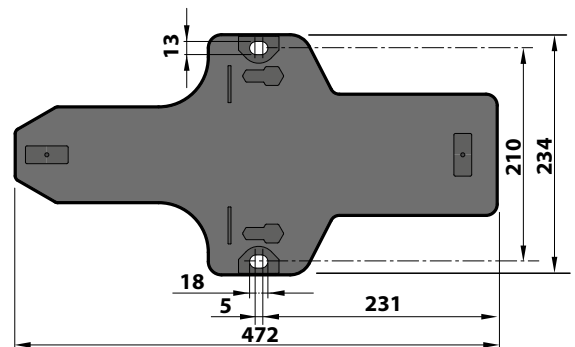


MODEL		PORTS		DIMENSIONS mm									kg	
Single-phase	Three-phase			a	f	h1	h2	h3	n2	w	s	t	1~	3~
MAGNIFICA - 1m	MAGNIFICA - 1T	2"	2"	294	583	240	113	353	155	4.3	10.5	235	14.0	13.9
MAGNIFICA - 2m	MAGNIFICA - 2T			294	657	240	113	353	155	15.8	10.5	235	14.9	14.8
MAGNIFICA - 3m	MAGNIFICA - 3T			294	677	240	113	353	155	15.8	10.5	235	19.4	19.3
MAGNIFICA - 4m	MAGNIFICA - 4T			294	677	240	113	353	155	15.8	10.5	235	20.4	20.4
-	MAGNIFICA - 5T												-	23.1

BASE (mm)



MAGNIFICA 3-4-5



MAGNIFICA 1-2

ABSORPTION AND CAPACITORS

MODEL	VOLTAGE	
	230 V	240 V
Single-phase	230 V	240 V
MAGNIFICA - 1m	4.2 A	4.0 A
MAGNIFICA - 2m	5.6 A	5.4 A
MAGNIFICA - 3m	8.2 A	7.9 A
MAGNIFICA - 4m	10.4 A	10 A

MODEL	TENSIONE					
	230 V	400 V	690 V	240 V	415 V	720 V
Three-phase	230 V	400 V	690 V	240 V	415 V	720 V
MAGNIFICA - 1T	2.8 A	1.6 A	0.9 A	2.7 A	1.5 A	0.9 A
MAGNIFICA - 2T	3.6 A	2.1 A	1.2 A	3.5 A	2.0 A	1.2 A
MAGNIFICA - 3T	6.2 A	3.6 A	2.1 A	5.9 A	3.5 A	2.0 A
MAGNIFICA - 4T	7.8 A	4.5 A	2.6 A	7.5 A	4.3 A	2.5 A
MAGNIFICA - 5T	8.7 A	5.0 A	2.9 A	8.3 A	4.8 A	2.8 A

MODEL	CAPACITANCE CAPACITORS
Single-phase	(230 V or 240 V)
MAGNIFICA - 1m	20 µF - 450 VL
MAGNIFICA - 2m	20 µF - 450 VL
MAGNIFICA - 3m	31.5 µF - 450 VL
MAGNIFICA - 4m	45 µF - 450 VL

